



heroes

LEARN AT GOODNA



Parent Information 2024

Welcome to Goodna State School

Prep R

Mrs Rose and
Miss Cheryl



Prep U

Ms Unicom and
Miss Robyn



Prep G

Mrs Gigliotti
and Miss Pua



Prep D

Mrs Davis and
Miss Josie





Welcome to the Art Studio

My name is Heather Stubbs
Art Specialist Teacher



I have worked in the Visual Arts fields for many years and will bring a broad range of skills, knowledge and techniques for student Artists to experiment with and create many wonderful artworks.

In Prep this Semester

Students will be experimenting and exploring elements of art - line, shape, texture and colour using a variety of materials and mediums including - printmaking, drawing and collage



Science in Prep

- Term 1 The needs of living things
- Term 2 Materials and their properties
- Term 3 Weather: Observing changes in our environment
- Term 4 Movement: How living and nonliving things move

Science Teacher: Mr G. Salmon



Physical Education

- ▶ **Teacher** Ms Cassidy Jackson-Carroll
(Ms J-C)
- ▶ **Duration** Fortnightly lessons
- ▶ **Term 1** Prep - Gross motor skills
Year 1 to 6 - Water Safety/Swimming lessons
Cross Country Carnivals Week 9 and 10
- ▶ **Term 2** Athletics Focus (Prep to Year 6)



School Priorities - 2024

- ✓ **Visible Learning**
- ✓ **Well-being & Engagement**



Student Attendance

- ▶ **Every day matters!**
- ▶ **At school, on time, every day!**
- ▶ **If your child is sick, please contact the office on 3437 9333.**




The most important 20 minutes of your day... Reading and enjoying books

Child "A"
reads **20 minutes**
each day
3,600 minutes
in a school year.

Child "B"
reads **5 minutes**
each day
900 minutes
in a school year.

Child "C"
reads **1 minute**
each day
180 minutes
in a school year.



School Values - Goodna Heroes

- ▶ At Goodna State School we have 3 school rules:



School Values - Goodna Heroes



The ***Student Code of Conduct*** is the policy which informs all procedures and decision making process for managing student behaviour at Goodna State School.



School Uniform



► We look great at Goodna State School in our uniform



Preps have a purple hat that must stay at school in their pockets. This hat must be worn if students wish to play.

Coats and jumpers should be black.

Velcro shoes unless your child can tie them by themselves.



Week to Week

- ▶ Children will learn in shorter cycles
- ▶ Teachers will use *Monitoring Tasks* regularly to check student progress and allow quality feedback to the children
- ▶ Specialist Lessons on a fortnightly timetable
 - PE, MUSIC, SCIENCE, DIGITAL TECHNOLOGY and Visual ARTS*
 - LOTE (for Years 5 & 6 only)*
- ▶ Tuckshop - Monday to Friday
- ▶ Before School - Heroes should be under the Junior Undercover Area until 8:00am bell
- ▶ Various after school clubs
 - Watch out for the parent permission notes...*
- ▶ Assemblies - in the Hall on a Thursday (check the school calendar)
- ▶ Continued investment in Teacher best-practice



Week to Week (cont.)

- ▶ Tuckshop - Available Monday to Friday. Please order on the Qkr! App (available in the App store) or at the tuckshop before school by 8:45am.
- ▶ Before School - Prep Heroes should be under the junior undercover area until the 8:00am bell.
- ▶ After 8:00am Prep Heroes can place their bag on their class line, get their hat and play on the playgrounds until the 8:25am bell.
- ▶ Assemblies - each fortnight in the Hall.
- ▶ Each class has library borrowing once a week. Prep students will be given a GSS library bag to safely transport books home.



Day to Day

- ▶ Heroes Culture - a Safe, Respectful Learner
- ▶ Student Attendance (over 90% target)
- ▶ Visible Learning - “Bump It Up”
- ▶ Reading / Oral Language (everyday)
- ▶ Noise - *purposeful learning / talk-rich classrooms*
- ▶ Active Engagement
- ▶ Wear our great school uniform



Your child's day

- ▶ On a daily basis, your child will participate in English, Mathematics, Oral Language, Reading and Writing.
- ▶ These lessons will be consolidated through investigative play.
- ▶ Fortnightly specialist lessons include Science, Technology, The Arts, Music and PE.



Fruit Snack

- ▶ First session is broken up with a mid morning fruit snack.
- ▶ Please send a small healthy snack. For example a small cut up piece of fruit, cut up vegetables, cheese or yoghurt for our morning snack.



11 Before 11 Experiences

*The **11 Before 11 Experiences** will be the approach we will use to structure growth in our student's social capabilities and habits.*



Simply explained, we will organise eleven experiences for the children that will inspire and challenge them by the time they turn eleven years old (end of Year 6).

The social value of these eleven activities will aim to grow our Goodna Heroes to become confident and creative individuals, successful lifelong learners and active members of community.



Feedback for Learning


A Model of Effective Feedback




Teacher to student



Student to student



Bump it Up chart



We can sort into SHAPES.

Visual learning displays



LEARNING ZONES

COMFORT ZONE - STRUGGLE ZONE - DANGER ZONE

COMFORT ZONE	STRUGGLE ZONE	DANGER ZONE
Low challenge. Low stress. Limited thinking. Limited learning.	High challenge. Low stress. Thinking required. Effective learning.	Very high challenge. High stress. Cognitive overload. Limited learning.

Report Card Framework

Year Level	Reporting Period	English	Mathematics	Science	Humanities and Social Sciences (HASS)	Health and Physical Education	Technologies	The Arts (Dance, Drama, Media Arts, Music or Visual Arts)	Languages (LOTE)
Prep	Semester 1	✓	✓	✓					
	Semester 2	✓	✓	✓	✓	✓			
1	Semester 1	✓	✓	✓					
	Semester 2	✓	✓	✓	✓	✓		✓ Drama only	
2	Semester 1	✓	✓	✓					
	Semester 2	✓	✓	✓	✓	✓	✓	✓	
3	Semester 1	✓	✓	✓					
	Semester 2	✓	✓	✓	✓	✓		✓ Drama only	
4	Semester 1	✓	✓	✓					
	Semester 2	✓	✓	✓	✓	✓	✓	✓	
5	Semester 1	✓	✓	✓					
	Semester 2	✓	✓	✓	✓	✓		✓ Drama only	
6	Semester 1	✓	✓	✓					
	Semester 2	✓	✓	✓	✓	✓	✓	✓	✓



School Routines

▶ Terms

- ▶ Week 1-6 - minimize disruptions where possible to build momentum and critical learning time

▶ Start Times

- ▶ Before 8:00am - sit in the junior undercover area
- ▶ 8:25am bell rings to go to line up
- ▶ 8:30am teachers collect classes and lessons begin

▶ Finish Times

- ▶ 2.30pm school finishes
- ▶ 3.00pm all children unattended on-site to the office

▶ Office hours are 7:45am - 3:30pm



Homework

- ▶ School Policy is based on an holistic child development approach
- ▶ Homework should not be new learning
- ▶ School Priorities - Reading / Reading Skills
- ▶ We encourage you to read with your child each night
- ▶ Mathletics & Reading Eggs options
- ▶ No compulsory written homework



Our Library

- Children are encouraged to borrow (and return) from the Library on a weekly basis.
- Each class has regular library lessons to nurture a love of literature and teach information skills.
- On-line Learning - Reading Eggs and Mathletics can be accessed at the library.



Other Extra-curricular Activities

- ▶ **Excursions / Incursions - Needs basis**
- ▶ **Sport - Gala Days (Year 4, 5 & 6) and school-based intra-school games**
- ▶ **Council of HEROES - Class Representatives**
- ▶ **Hero Ambassador Program (Year 5 & 6)**
- ▶ **Lunchtime and after-school clubs**
- ▶ **STEM Activities**
- ▶ **Instrumental Music (Year 4, 5 & 6)**
- ▶ **Choirs - Junior & Senior**



School - Home Communication

- ▶ Facebook and Instagram page
- ▶ Newsletters - Friday of Week 1 and 9 of each term (electronically)
- ▶ QSchools
- ▶ School Website
- ▶ Email (where appropriate)
 - Year level letters / Permission Notes / Report Cards
- ▶ End of Term 1 & 3 - Parent Teacher Interviews
- ▶ SMS (texts to mobile phones)
 - Unexplained Absenteeism Contact (same-day) / Urgent reminders and updates
- ▶ Home visits - to support families in a productive partnership to make sure children are at school and learning successfully

*Parents - Please update your contact details
if ever they change*



QSchools App

Department of Education, Training and Employment

QSchools

mobile app

- 1** Download or update the QSchools app
Compatible with the following devices:
 Android  Apple  Windows 8
- !** To receive automatic updates, you will need to ensure that QSchools push notifications are enabled in your phone settings.
- 2** Search for your school
The QSchools app allows you to search by:
 - School name search
 - Map search
 - Schools near your current location
- 3** 'Favourite' your school to receive updates
By favouriting your school, you will:
 - Have access to school information, newsletters, reports and more
 - Automatically receive important updates and push notifications from your school

